



Microfluidics™

Superior Knowledge | Superior Results



M110P Microfluidizer® High-Shear Fluid Processor

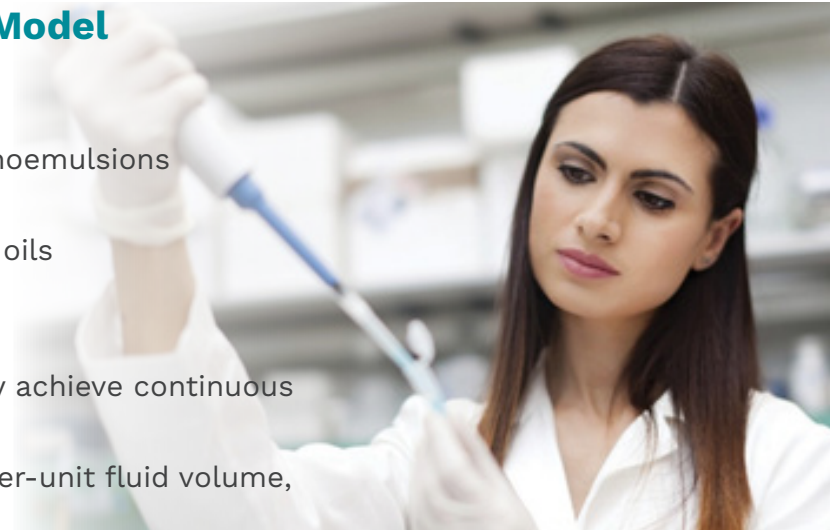
M110P Microfluidizer® High-Shear Fluid Processor

Microfluidizer Benchtop Processor Model is Recommended for:

- ◆ Production of stable nanodispersions and nanoemulsions
- ◆ Cell disruption (yeast, E. coli, etc.)
- ◆ Microencapsulation in polymers, liposomes & oils
- ◆ Deagglomeration

The M110P models have been designed to reliably achieve continuous operating pressures up to 30,000 psi.

Microfluidizer processors maximize the energy-per-unit fluid volume, resulting in uniform submicron particles.



Standard Features

Interaction Chamber™ Material	Diamond
Plunger Material	Zirconia Ceramic
Enclosure	Stainless Steel
Drive Method	Electric / Hydraulic
Product Pressure Gauge	Mechanical
300 ml Glass Feed Reservoir	Yes
Stainless Steel Feed Reservoirs	Optional
Cooling Coil Assembly	Yes

M110P “Plug & Play” Laboratory Model for Continuous High-Shear Processing

- ◆ Achieve processing pressures up to 30,000 psi (2068 bar)
- ◆ Produces product flow rate up to 120 ml/min (100 ml/min on 50 Hz model)
- ◆ Highest shear rates on the market
- ◆ Guaranteed scalability
- ◆ Customizable options to suit every application
- ◆ Upgrade path to full cGMP model
- ◆ 7” HMI color touchscreen control
- ◆ CE-compliant

Utilizing Microfluidics’ fixed-geometry Interaction Chamber™ technology, and a ceramic (zirconia) plunger, the M110P Microfluidizer processor is capable of processing a wide variety of applications such as emulsions, suspensions, and cell disruption, including the most difficult yeast and plant cells, in as few as 1 - 2 passes. What’s more, the process is repeatable and is guaranteed to scale up to pilot and / or production volumes.



M110P Microfluidizer® High-Shear Fluid Processor

The M110P family of machines contains an on-board 1.5 kW (2 HP) electric-hydraulic drive that powers a single acting intensifier pump. Process pressures may be adjusted up to 30,000 psi (2068 bar) on the M110P to produce the desired results.

As the reciprocating intensifier pump travels through its pressure stroke, it drives the product at constant pressure through the Interaction Chamber™. Within the Interaction Chambers™ are unique fixed-geometry microchannels through which the product stream will accelerate to high velocities. This creates high-shear and impact forces to bring about the desired results as the high velocity product stream impinges on itself and / or on wear-resistant surfaces.

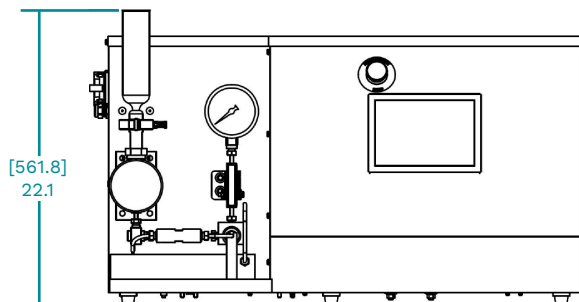
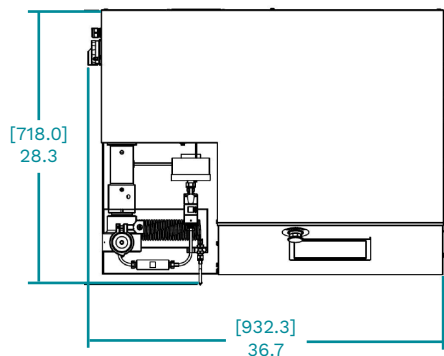
Upon exiting the Interaction Chamber™, the product flows either through an external cooling coil or heat exchanger, which precisely regulates the product to a desired temperature. At this point, the product may be recirculated through the system for further processing or sent to the next step in the process.

Specifications

Description	M110P
Pressure Range	Up to 30,000 psi (2068 bar)
Minimum Sample Size	50 ml
Approximate Flow Rate* (With Water)	Up To 120 ml/min - 60 Hz Up To 100 ml/min - 50 Hz
Product Temperature Limit	158°F (70°C)
Power Requirements	60 Hz/120 VAC/20 Amp 60 Hz/230 VAC/10 Amp 50 Hz/220 VAC/12 Amp
Dimensions L x W x H	36" x 28" x 22" (94 cm x 71 cm x 56 cm)
Weight	295 lbs (134 kg)

Options

- ◆ Larger capacity glass or stainless steel reservoirs
- ◆ Seal quench system
- ◆ Low volume configuration available
- ◆ Batch processing
- ◆ Sanitary flush diaphragm pressure transducer displayed on HMI
- ◆ Additional Interaction Chamber™ (IXC™)
- ◆ Heat exchanger
- ◆ Auxiliary processing module™ (APM™)
- ◆ Temperature sensors displayed on HMI





Microfluidics International Corporation
90 Glacier Drive, Suite 1000
Westwood, MA 02090, USA

Tel: 617-969-5452 • 800-370-5452
Fax: 617-965-1213

Email: mixinginfo@idexcorp.com
Web: www.microfluidics-mpt.com

Industry-Leading Insights & News:
<https://www.microfluidics-mpt.com/blog>



Material Processing Technologies