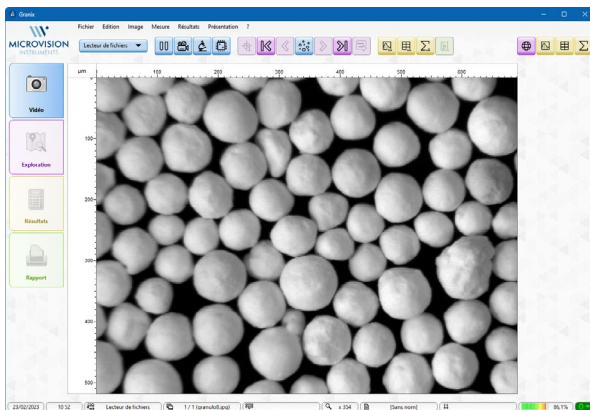


GRANIX

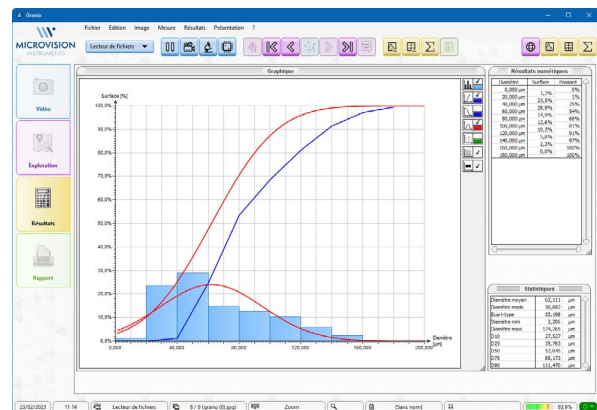
GRANIX

- ✓ Granulometry by opening according to NFX 11-696 standard
- ✓ Non-contact electronic sieving
- ✓ Easy to use, Quick to implement
- ✓ Complete or modular system embedded to your optical and IT solution

FROM SAMPLE...



TO RESULTS



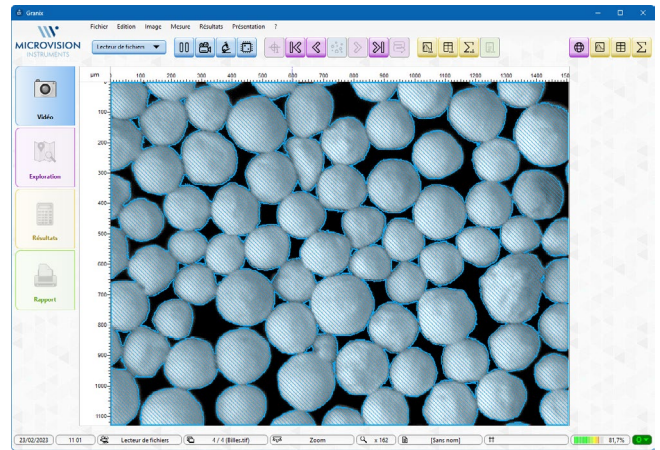
Sand Balls | Pellets Crystals | Emulsion Pigments | Polymers Carbon black...

IMAGE ACQUISITION

Direct acquisition or from image files

Image digitization - Real-time processing

Instant results



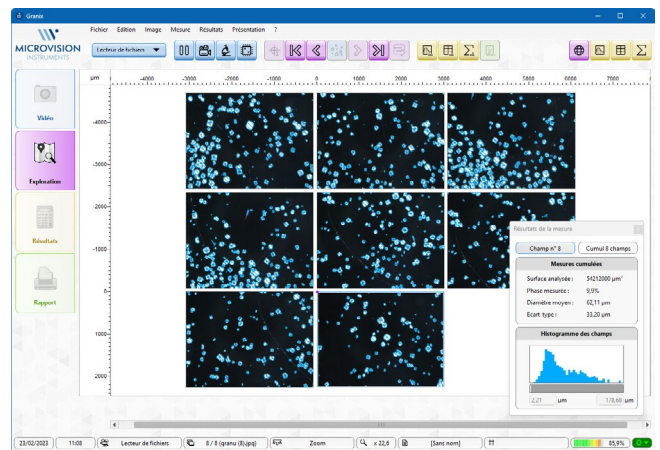
MEASUREMENTS

Customizable detection method with artifact removal capability

MEASUREMENT RECORD

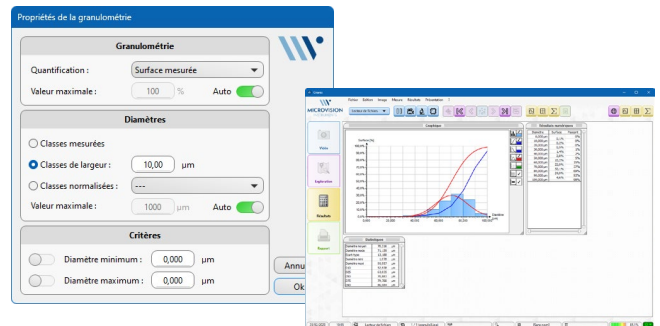
Cumulation of measurements possible with manual or automatic exploration

Control and verification of measurements



RESULTS

Statistical results with editable formulas



REPORTS EDITING

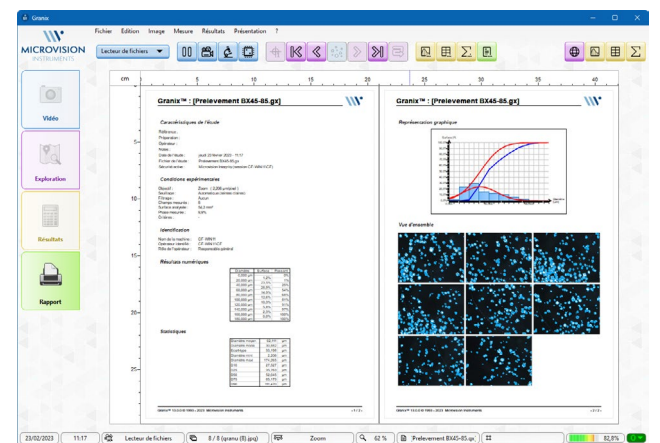
Presentation of results as histograms, cumulative curves and statistics

Reporting as of surface, volume or according to sieving customized screen cuts

Simple and user-friendly interface

Customizable reports

CFR Part 11 and Data Integrity compliance



MICROVISION INSTRUMENTS
mail. info@microvision.fr \ tel. +33(0)1 69 1115 50

CE 1750 – Z.I. Petite Montagne Sud - 1 rue du Gévaudan
91047 EVRY Cedex - France

www.microvision-instruments.com


L'ANALYSE D'IMAGE
MADE IN FRANCE